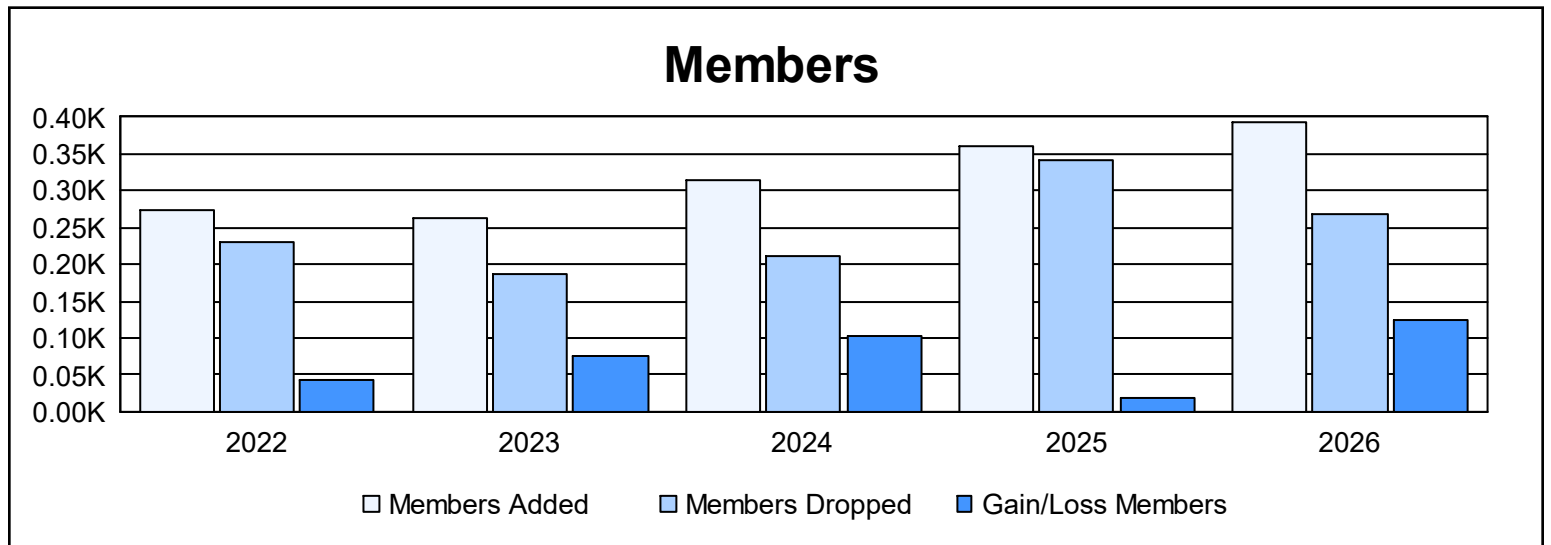
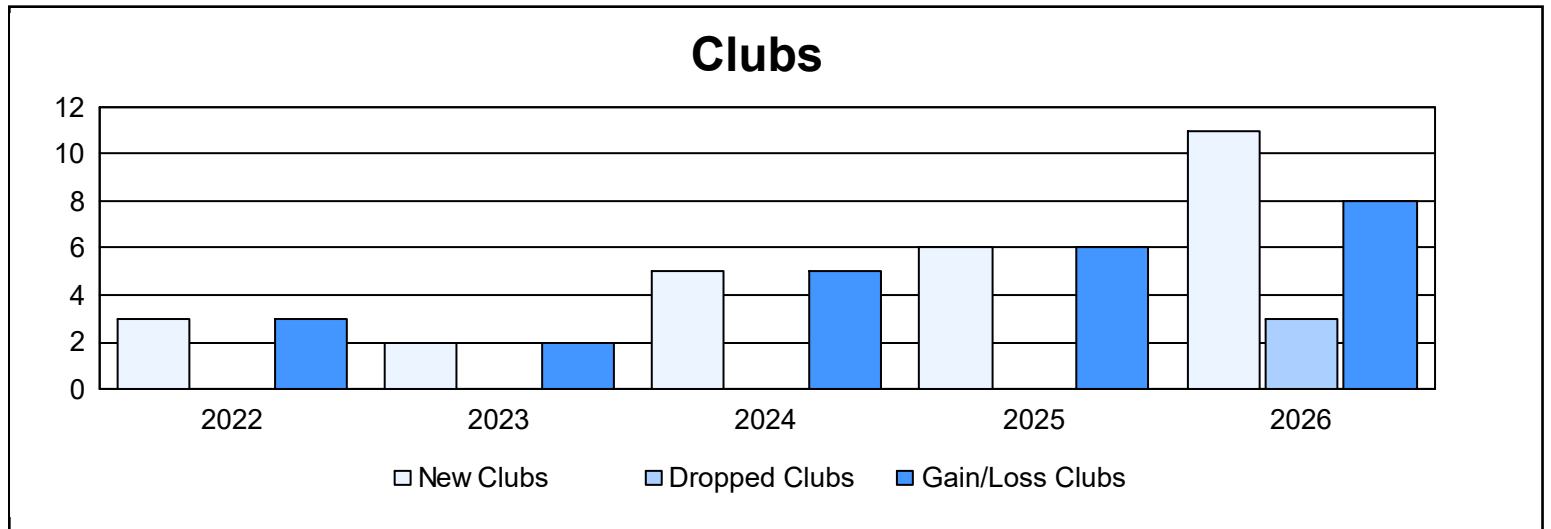
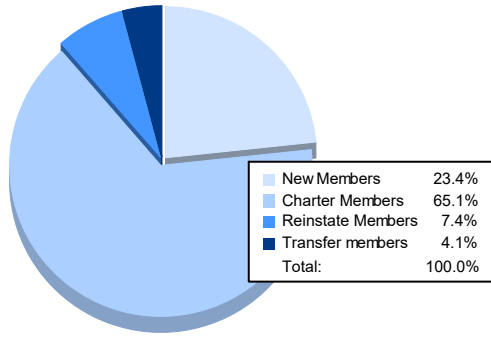


| Year | New Clubs | Dropped Clubs | Gain/ Loss Clubs | New Members | Charter Members | Reinstate Members | Transfer Members | Total Member Added | Total Members Dropped | Gain/ Loss Members |
|----------------|-----------|---------------|------------------|-------------|-----------------|-------------------|------------------|--------------------|-----------------------|--------------------|
| 2021-2022 | 3 | 0 | 3 | 174 | 78 | 21 | 0 | 273 | 231 | 42 |
| 2022-2023 | 2 | 0 | 2 | 203 | 49 | 3 | 8 | 263 | 187 | 76 |
| 2023-2024 | 5 | 0 | 5 | 180 | 123 | 11 | 0 | 314 | 212 | 102 |
| 2024-2025 | 6 | 0 | 6 | 186 | 131 | 34 | 9 | 360 | 342 | 18 |
| 2025-2026 | 11 | 3 | 8 | 92 | 256 | 29 | 16 | 393 | 268 | 125 |
| Average | 5 | 1 | 5 | 167 | 127 | 20 | 7 | 321 | 248 | 73 |



Membership Composition March 2026 Cumulative



Gender Composition March 2026 Cumulative

